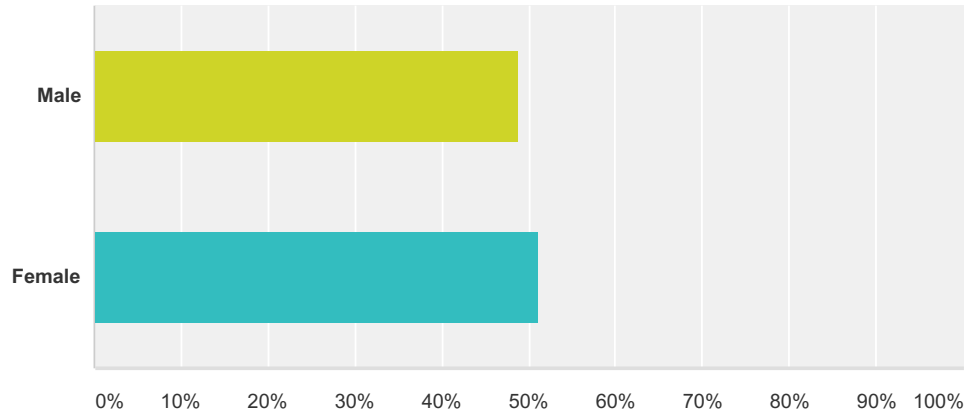


Q1 Gender

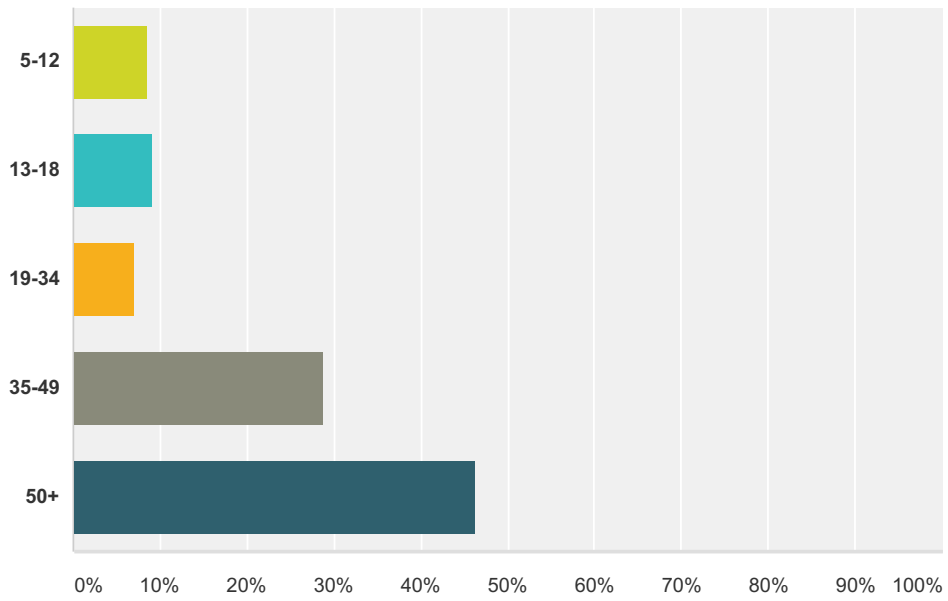
Answered: 1,156 Skipped: 0



Answer Choices	Responses
Male	48.79% 564
Female	51.21% 592
Total	1,156

Q2 Age

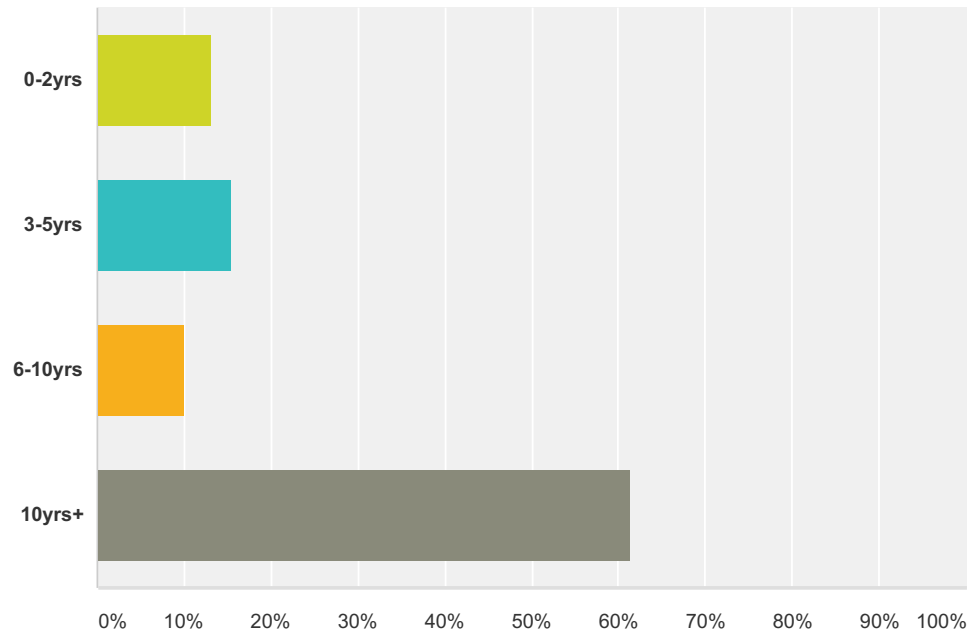
Answered: 1,156 Skipped: 0



Answer Choices	Responses
5-12	8.56% 99
13-18	9.26% 107
19-34	7.01% 81
35-49	28.81% 333
50+	46.37% 536
Total	1,156

Q3 How long have you played tennis for?

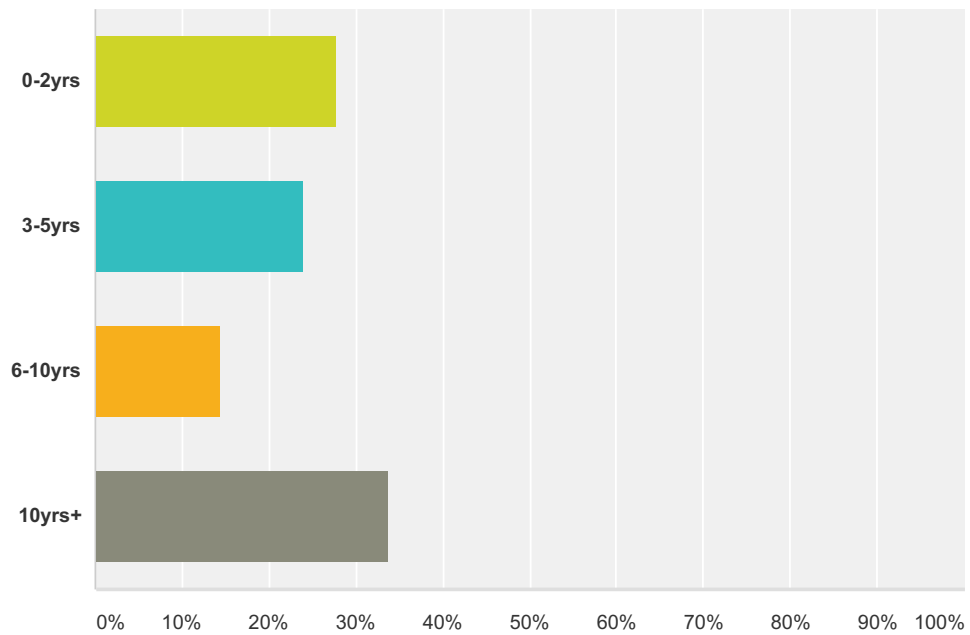
Answered: 1,156 Skipped: 0



Answer Choices	Responses	Count
0-2yrs	13.15%	152
3-5yrs	15.40%	178
6-10yrs	10.12%	117
10yrs+	61.33%	709
Total		1,156

Q4 How long have you been a member at your current club?

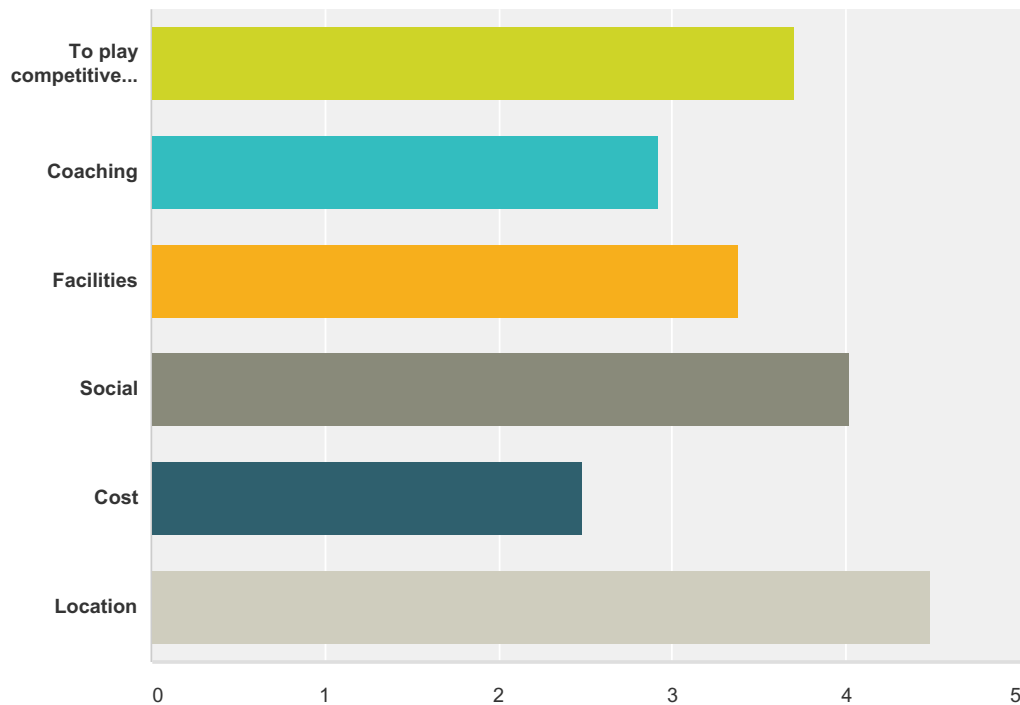
Answered: 1,156 Skipped: 0



Answer Choices	Responses
0-2yrs	27.77% 321
3-5yrs	24.05% 278
6-10yrs	14.45% 167
10yrs+	33.74% 390
Total	1,156

Q5 Rank the following reasons in order of importance as to why you joined your current club (rank in order 1-6, 1 is most important):

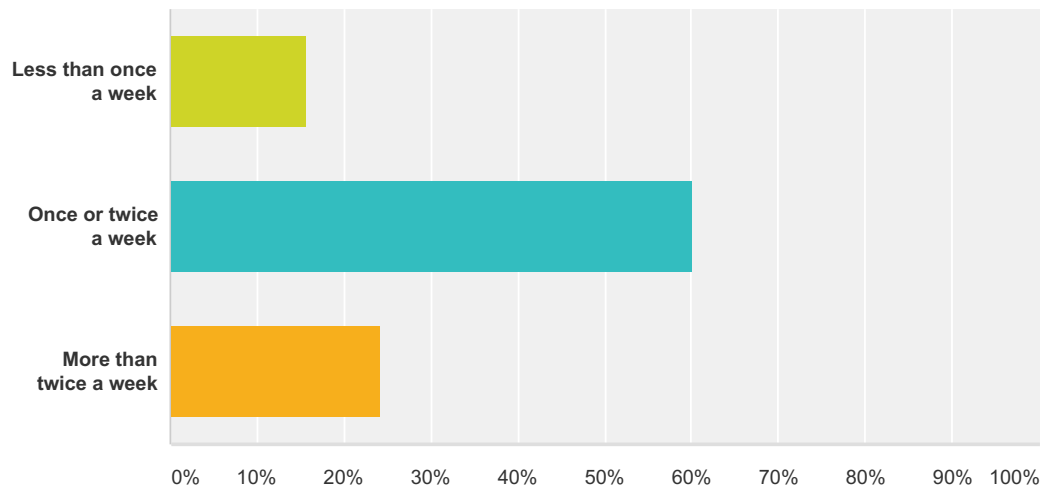
Answered: 1,156 Skipped: 0



	1	2	3	4	5	6	Total	Average Ranking
To play competitive tennis	23.27% 269	17.56% 203	14.36% 166	14.71% 170	11.59% 134	18.51% 214	1,156	3.71
Coaching	10.99% 127	12.72% 147	11.68% 135	15.92% 184	19.64% 227	29.07% 336	1,156	2.92
Facilities	6.83% 79	15.14% 175	23.79% 275	25.35% 293	21.63% 250	7.27% 84	1,156	3.38
Social	22.32% 258	20.59% 238	20.33% 235	15.74% 182	15.14% 175	5.88% 68	1,156	4.02
Cost	3.11% 36	7.70% 89	13.41% 155	17.82% 206	25.35% 293	32.61% 377	1,156	2.48
Location	33.48% 387	26.30% 304	16.44% 190	10.47% 121	6.66% 77	6.66% 77	1,156	4.49

Q6 How often do you play tennis at your club?

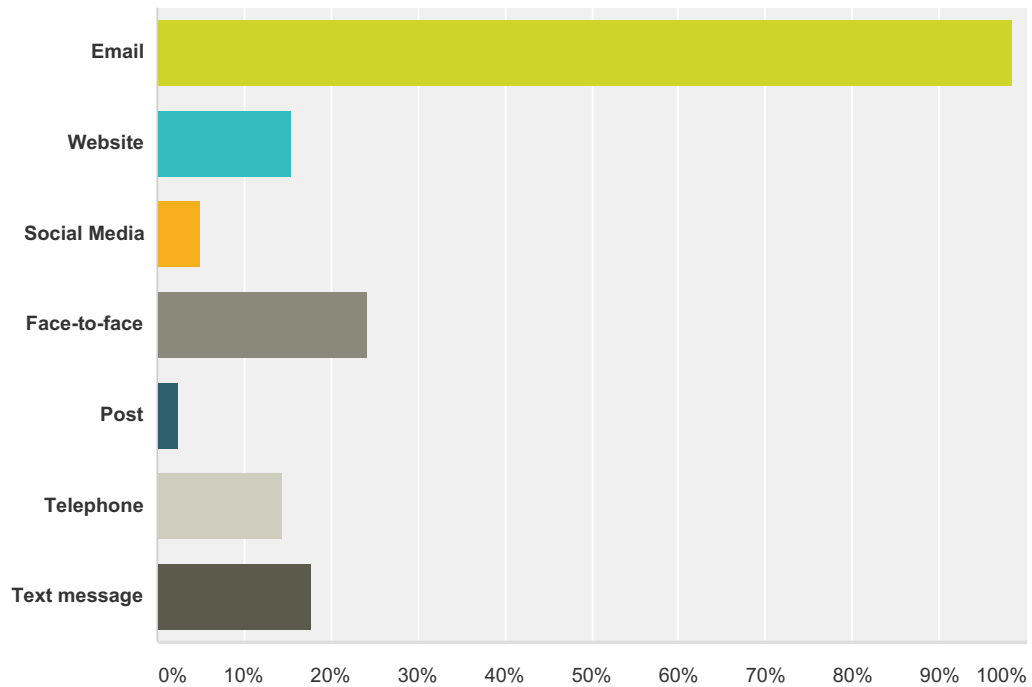
Answered: 1,156 Skipped: 0



Answer Choices	Responses
Less than once a week	15.66% 181
Once or twice a week	60.21% 696
More than twice a week	24.13% 279
Total	1,156

Q8 What is your preferred form of communication from your club? (Please tick all that apply)

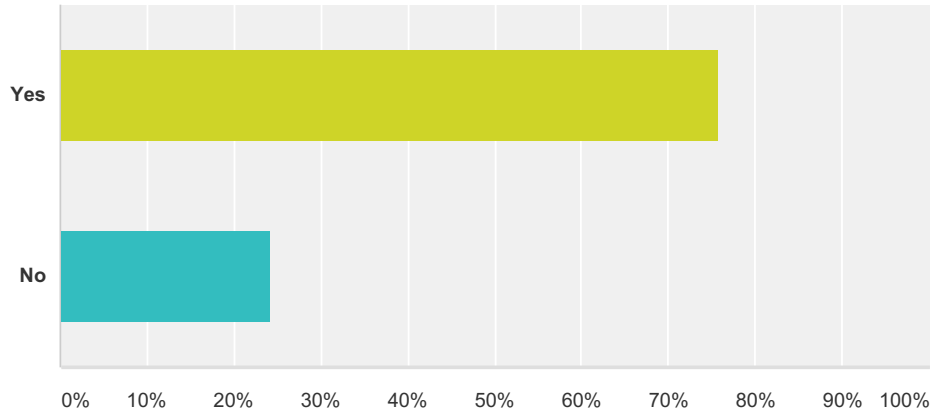
Answered: 1,150 Skipped: 6



Answer Choices	Responses
Email	98.52% 1,133
Website	15.39% 177
Social Media	5.04% 58
Face-to-face	24.26% 279
Post	2.43% 28
Telephone	14.43% 166
Text message	17.74% 204
Total Respondents: 1,150	

Q9 Would you be in support of your club providing pay and play access to non members during off peak times?

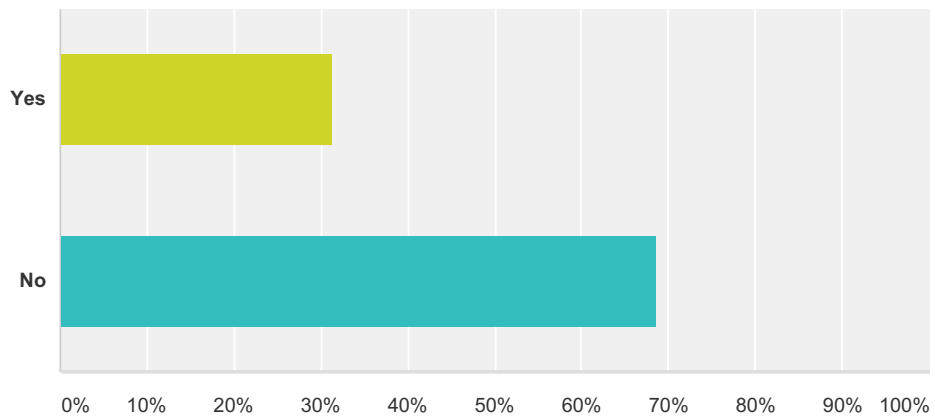
Answered: 1,156 Skipped: 0



Answer Choices	Responses
Yes	75.69% 875
No	24.31% 281
Total	1,156

Q10 Are you a member of another sporting club? If yes please list the sport

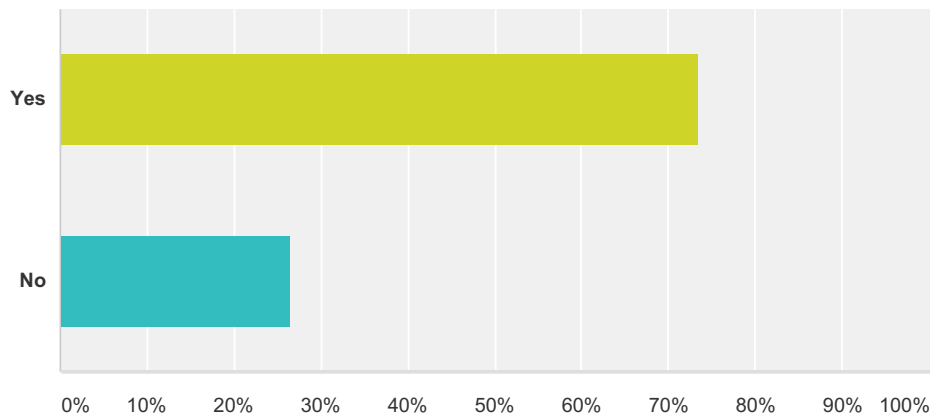
Answered: 1,156 Skipped: 0



Answer Choices	Responses
Yes	31.40% 363
No	68.60% 793
Total	1,156

Q11 Would you consider volunteering at your club (if you don't already do so)?

Answered: 1,156 Skipped: 0



Answer Choices	Responses
Yes	73.53% 850
No	26.47% 306
Total	1,156